

# Executive Summary W/Graph

## ABC Company

Invoice dates from 05/01/2016 to 05/31/2016

Air Charges Summary	Totals	Averages
Transactions-Invoices:	27	
Credits	0	
Total Transactions:	27	
Net # of Trips:	27	
Air Charges:	\$13,829.53	\$512.20
Savings:	\$6,605.37	\$244.64
# of Exceptions:	16	
Lost Savings:	\$3,187.60	\$118.06

Top 5 City Pairs	# of Segs	Amount
Austin<->Washington-Dulles	8	\$3,099.52
New York-Penn. Sta<->Washington Dc -Rr	7	\$2,289.50
Boston<->Washington-Nationa	4	\$922.80
Seattle Tacoma<->San Francisco	4	\$790.70
Monterrey<->Seattle Tacoma	3	\$1,967.00

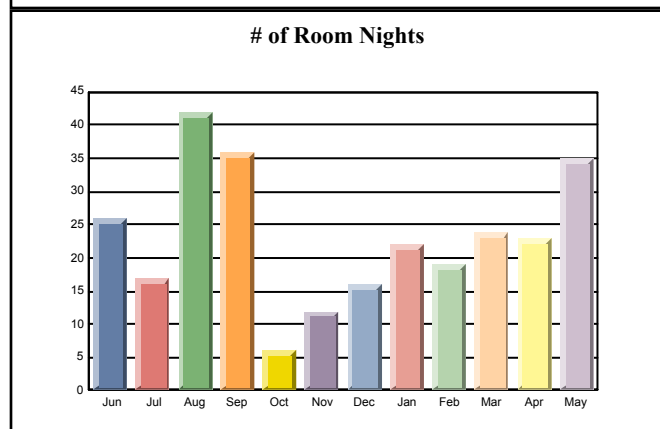
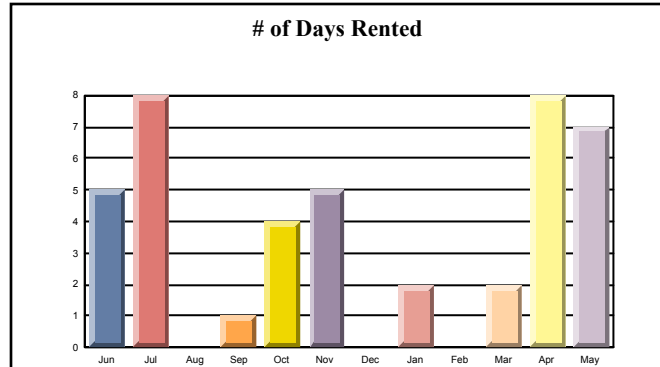
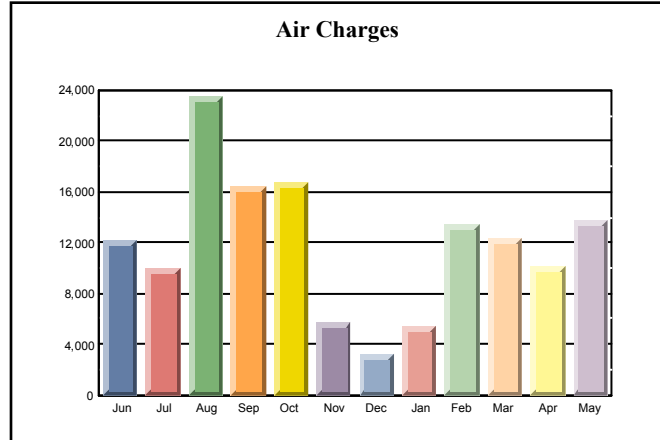
Car Rental Summary	Totals	Averages
# of Cars Rented:	2	
# of Days Rented:	7	3.50
Cost (Booked Rate):	\$168.85	\$32.77
Cost Per Day:	N/A	\$24.12

Top 5 Car Rental Cities	# of Days:	Amount
MONTERREY, MX	5	\$62.95
FORT MYERS, FL	2	\$105.90

Hotel Booking Summary	Totals	Averages
# of Bookings:	14	
# of Room Nights:	35	2.50
Cost (Booked Rate):	\$7,467.90	\$240.36
Cost per Night:	N/A	\$213.37

Top 5 Hotel Cities	# of Nights:	Amount
MCLEAN, VA	13	\$2,877.00
MONTERREY, MX	11	\$1,766.05
NEW YORK, NY	5	\$1,236.75
SAN FRANCISCO, CA	2	\$678.00
BOSTON, MA	2	\$632.10

Invoice dates from 06/01/2015 to 05/31/2016



Invoice dates from 05/01/2016 to 05/31/2016

